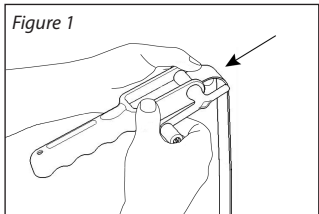


# mini wind-U Instructions

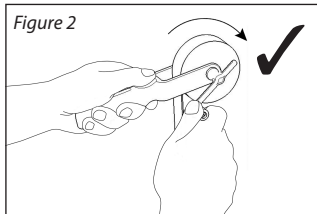
**This product has been designed to rewind most 25mm / 1" wide ratchet straps after use.**

1. Insert end of strap through the slot, as shown in *Figure 1*.
2. Wind handle in direction so as to draw the strap up between the guides as shown in *Figure 2*, not as in *Figure 3*. Support strap if necessary for the first few winds.
3. When fully wound, pinch the guides together with thumb and index finger, then extract the winding handle to release the wound strap as shown in *Figure 4*.
4. Remove strap from winder and replace winding handle ready for next use.

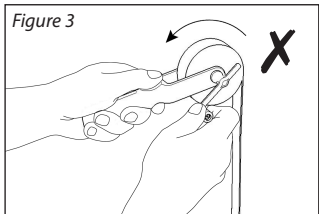
*Figure 1*



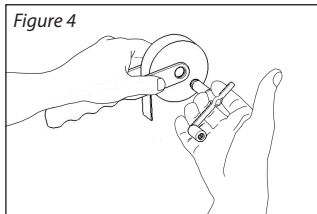
*Figure 2*



*Figure 3*



*Figure 4*



This is a Zyonyx product, designed and manufactured in the UK  
European Community Registered Design No. 001059372-0001

**For contact details please visit [www.zyonyx.co.uk](http://www.zyonyx.co.uk)**

Other products by Zyonyx:

the  
wind-U 

the universal ratchet  
strap winder